

Actor, Director, Learner:

Uses of camera phones in the language classroom

Pocket cinema



From passive consumption to creative production

Recreate a film clip

Write and film a short video

Movie clips

<http://movieclips.com>

<http://movieclips.com/9WQo-anger-management-movie-rage-on-a-plane/>

Scriptwriting







What is a script, how do we write one? (study existing scripts)

<http://www.imsdb.com/>

Storyboard

Long shot, Medium shot, Close up.

SHEET 1

		
SHOT LS THE DINNER HALL. The children and teachers have started to eat their soup for lunch.	SHOT CU THE DINNER HALL. Anton sits silently looking at the empty table in front of him.	SHOT MS THE DINNER HALL. Elina sees that he is hungry and carries over her soup for him to eat.
		
SHOT MS THE DINNER HALL. Mrs Holm notices what Elin has done and gets up from the teachers' table.	SHOT CU THE DINNER HALL. Mrs Holm gives back Elinas soup and says that she must sit there until it is eaten.	SHOT CU THE DINNER HALL. Elina does not speak or move. She stares proudly ahead.

LFE EDUCATION 2003

Storyboard

TITLE: _____			PAGE: _____
SC:	SHOT:	PANEL:	DIALOGUE:
			ACTION:
			FX:
SC:	SHOT:	PANEL:	DIALOGUE:
			ACTION:
			FX:

Filming

Once the script is written and/or the storyboard created, it is time to film, with your smartphones.


Encourage your students to be creative in the locations they use, but remember that the sound is not very good on smartphones : it works better with close-up shots, or in a quiet environment.

Your students can upload their videos on Youtube, where they can edit and add music and text (subtitles for example).

Feedback

- Resistance
 - Technology
 - New ways of learning

- Enthusiasm
 - Creativity
 - Group work



ACTION!